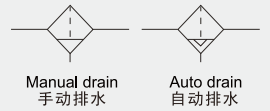


主路过滤器 Main Line Filter

TAFF250~850 Series

图形符号



Common Specification (共同规格)

Model(型号)	TAFF
Fluid(流体)	Compressed Air(压缩空气)
Max. Operating Pressure(最高使用压力)	1.0Mpa
Min. Operating Pressure(最低使用压力)	0.15Mpa
Proof Pressure(保证耐压力)	1.5Mpa
Ambient&Fluid Temperature(环境和流体温度)	5~60°C
Filtration(水分去除率)	3 _{μm} (95% possible filtration particle)
Element Life(滤芯寿命)	When pressure drop reaches at 0.1MPa

How To Order (型号表示方法)



Body Size 规格
250,350,450, 550,650,850

Port Size 接管口径		250	350	450	550	650	850
02 Rc(PT)1/4		•					
03 Rc(PT)3/8		•	•				
04 Rc(PT)1/2			•				
06 Rc(PT)3/4				•	•		
10 Rc(PT)1					•		
14 Rc(PT)1 1/2						•	•
20 Rc(PT) 2							•

Accessory 附件
Nil(空) Without Bracket (Manual Drain)
B With Bracket(带支架)
D Auto Drain, One Touch Fitting(Ø6mm)
Dn Auto Drain, Nipple Rc(PT)1/8

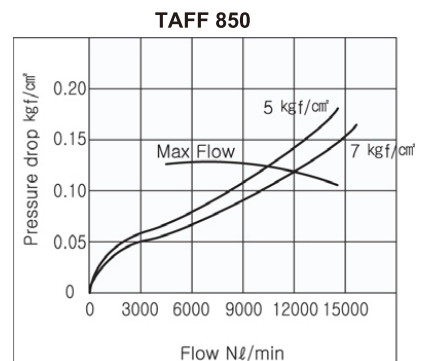
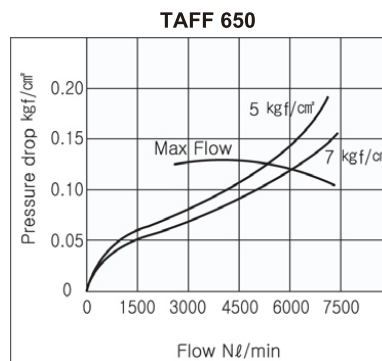
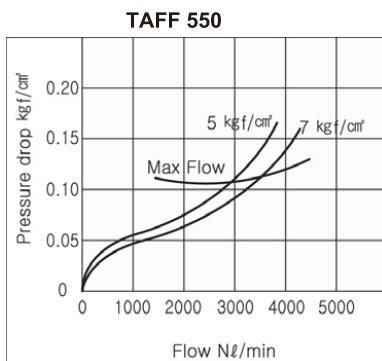
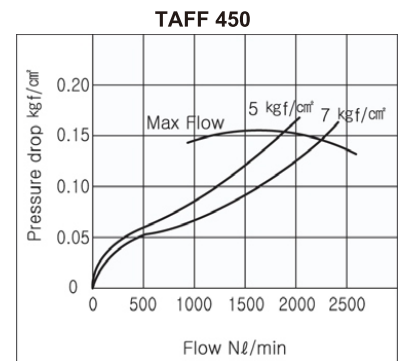
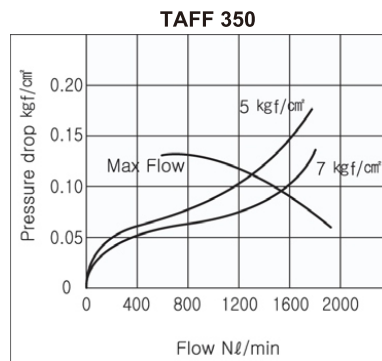
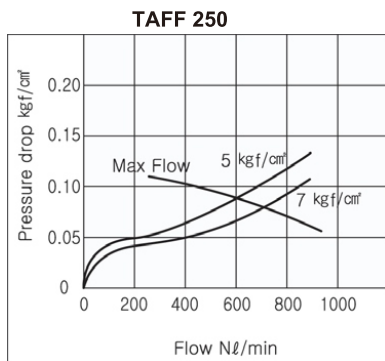
Bowl 材质
Nil(空) PC Bowl
MeF Metal Bowl With Flat Type Sight Glass
MeP Metal Bowl With Pipe Type Sight Glass

Option 附件
Nil(空) None(无)
S Differential Pressure Indicator

Flow Characteristics(流量特性)

Oil Saturated State Of Element

Note: If compressed air is over mas. flow, main line filter cannot be operated well or element may be damaged.

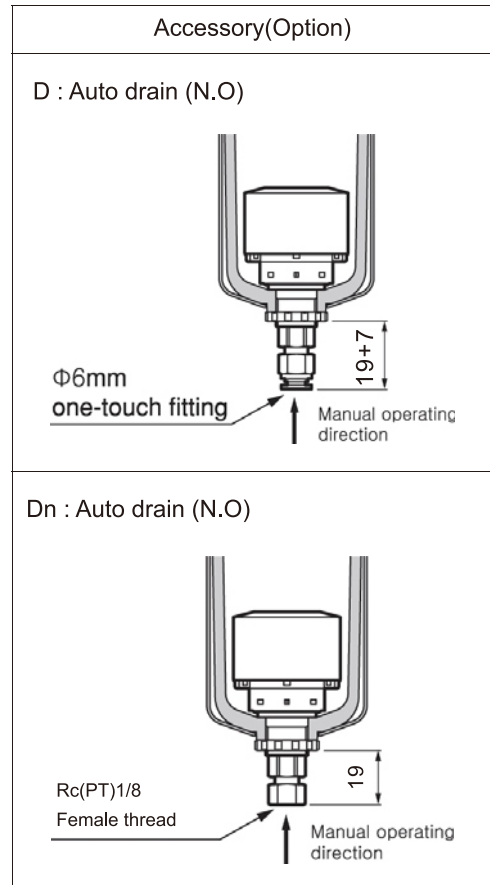
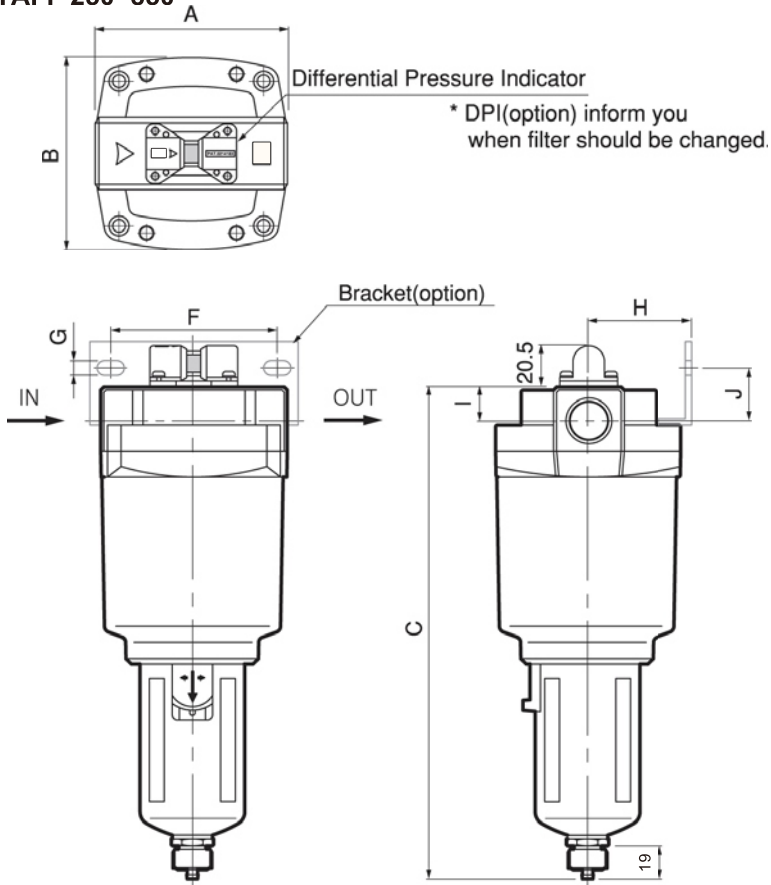


主路过滤器 Main Line Filter

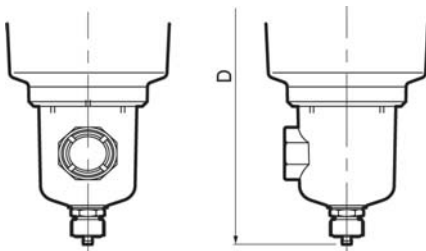
TAFF250~850 Series

Dimensions(mm)(外形尺寸图(毫米))

TAFF 250~850

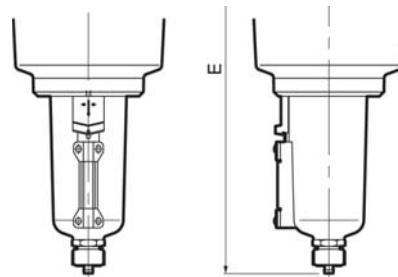


MeF: Metal bowl with flat type sight glass



MeF type bowl not available for all 250 series.

MeP: Metal bowl with pipe type sight glass



Model	Port size Rc(PT)	A	B	Height(without auto drain)			F	G	H	I	J
				C	D(MeF)	E(MeP)					
TAFF 250	1/4	76	76	202	-	225	66	6	40	13	20
TAFF 350	3/8, 1/2	90	90	250	217	252	80	7	50	16	22
TAFF 450	3/4	106	106	283	250	285	90	9	55	19	25
TAFF 550	3/4, 1	122	122	320	287	322	100	9	65	22	30
TAFF 650	1 1/2	180	180	396	363	398	150	13	100	42	30
TAFF 850	1 1/2, 2	180	180	507	474	509	150	13	100	42	30