

直接安装气缸 Direct Mount Cylinder TCU Series



Common Specification (共同规格)

Bore(缸径)(mm)	Ø6	Ø10	Ø16	Ø20	Ø25	Ø32
Fluid(流体)	Clean Air With Lube (洁净空气含油雾)					
Action(动作形式)	Double Acting(双动) Single Acting:Spring Return/Spring Extended (单动:弹簧压回/弹簧压出)					
Proof Press.(保证耐压力)	1.05Mpa					
Max. Press.(最高使用压力)	0.7Mpa					
Amb.Temp.(环境及流体温度)	0~+60°C					
Cushion(缓冲)	Rubber Cushion (两侧橡胶缓冲)					
*Lubrication(润滑)	+0.1 0					
Rod Non-Rotary Allowance (活塞杆不回转精度) Only for(仅限于)TCUK/TCDUK	±0.8°			±0.5°		
Pipe Size(接管口径)Rc(PT)	M5x0.8					1/8"

• Use Turbine Oil 1st-Grade ISOVG32, If Necessary(如需要润滑请用透平1号油ISOVG32)

How To Order (型号表示方法)

*Auto Switch (磁性开关)
引线长度表示记号:
无记号-1m (标准)
L -3m
Z-5m

6, 10, 16, 20, 25, 32

Please refer to the stroke table. 请参考行程表

D	Double Acting(双动)
S	Single Acting(Spring Return)(单动(弹簧压回))
T	Single Acting(Spring Extended)(单动(弹簧压出))

Bore
缸径

Stroke
行程

Action
动作形式

TC D U K 16 - 20 D - M9B S

Magnet
有无磁环

Nil(空)	Non(无磁环)
D	Built-in Magnet(有磁环)

Type
类型

Nil(空)	Standard(基本型)(Ø12~Ø32)
K	Rod Non-Rotary (Ø12~Ø100) (杆不回转型)

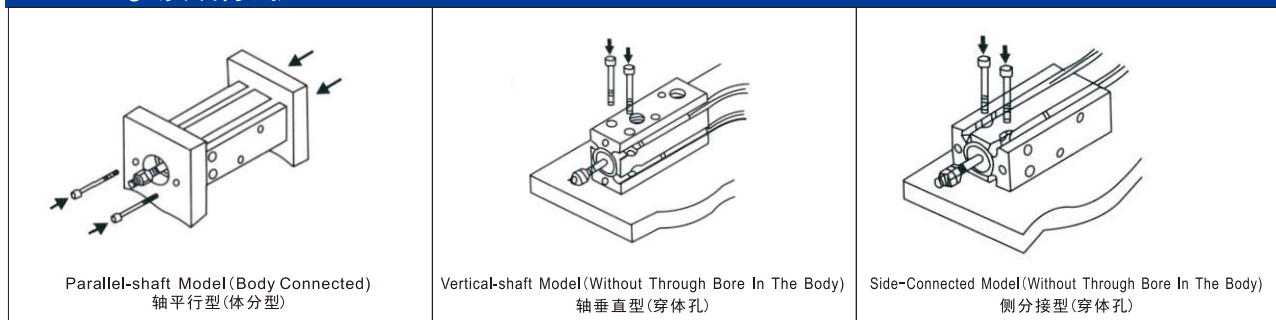
*Auto Switch
磁性开关

Nil(空)	None (无磁性开关)
M9B	Reed Switch(带有接点磁性开关)
M9NP	Contactless Switch(无接点磁性开关)
A93K	Reed Switch(带有接点磁性开关)

No. of Auto Switch
磁性开关数量

Nil(空)	2 (个)
S	1 (个)
n	n (个)

Mounting (安装方式)



Very-adaptive installations/Rectangular Cylinder. (适应性强的安装/矩形气缸)

Stroke (行程)

Bore (缸径) (mm)	STD Stroke(标准行程)(mm)		Bore (缸径) mm	STD Stroke(标准行程)(mm)	
	Double Acting (双动)	Single Acting (单动)		Double Acting (双动)	Single Acting (单动)
Ø6	5, 10, 15 20, 25, 30	5, 10, 15	Ø20	5, 10, 15, 20, 25, 30, 40, 50	5, 10, 15
Ø10			Ø25		
Ø16			Ø32		

Please contact us on any small problem and details.
更详细的图以及问题, 请直接与本公司联络。

直接安装气缸 Direct Mount Cylinder

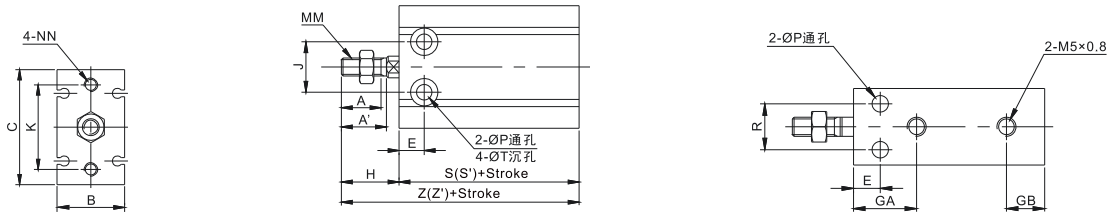
TCU Series

Dimensions(mm)(外形尺寸图(毫米))

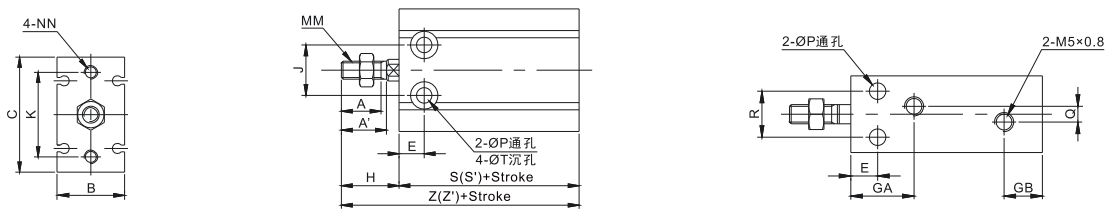
Basic model, Model With Built-in magnetic ring

(Double action, Single action with spring return/extend) (基本型, 内置磁环型(双动、单动弹簧压回/压出))

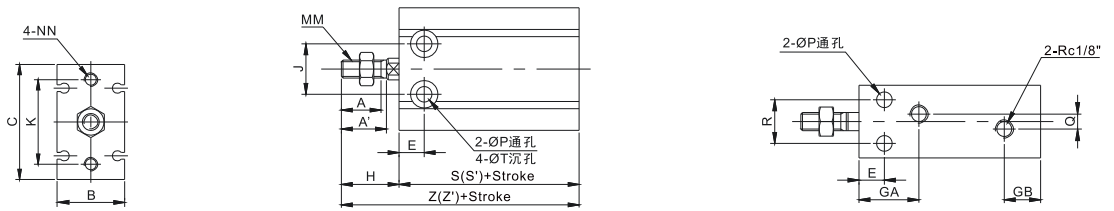
Ø6, Ø10



Ø16, Ø25



Ø32



Common Dimension Table (共同尺寸表)

Model(型号)	A	A'	B	C	ØD	E	GA	GB	J	K	L	MM	NN	ØP	Q	R	ØT
TC□U6	7	-	13	22	3	7	14.5	10	10	17	-	M3×0.5	M3×0.5深5	3.4	-	7	6深4.8
TC□U10	10	-	15	24	4	7	15.5	10	11	18	-	M4×0.7	M3×0.5深5	3.4	-	9	6深5
TC□U16	11	12.5	20	32	6	7	16.5	10	14	25	5	M5×0.8	M4×0.7深6	4.5	4	12	7.6深6.5
TC□U20	12	14	26	40	8	9	19	12.5	16	30	6	M6×1.0	M5×0.8深8	5.5	9	16	9.5深8
TC□U25	15.5	18	32	50	10	10	21	13	20	38	8	M8×1.25	M5×0.8深8	5.5	9	20	9.5深9
TC□U32	19.5	22	40	62	12	11	22	13	24	48	10	M10×1.25	M6×1.0深9	6.6	13.5	24	11深11.5

Dimension Table of Double-acting Cylinder (双动尺寸表)

Model (型号)	H	Basic Model (基本型)		Model With Built-in Magnetic Ring (内置磁环型)		
		S	Z	W	S'	Z'
		5st	10st	15st	5st	10st
TC□U6-□D	13	33	46	2.5	33	46
TC□U10-□D	16	36	52	4	36	52
TC□U16-□D	16	30	46	0	40	56
TC□U20-□D	19	36	55	4	46	65
TC□U25-□D	23	40	63	-1	50	73
TC□U32-□D	27	42	69	-4	52	79

Dimension Table of Single-acting Cylinder (With Spring Return) (单作用(弹簧压回)尺寸表)

Model (型号)	H	Basic Model (基本型)						Model With Built-in Magnetic Ring (内置磁环型)								
		S			Z			W	S'			Z'				
		5st	10st	15st	5st	10st	15st		5st	10st	15st	5st	10st	15st		
TC□U6-□S	13	38	43	48	51	56	61	2.5	38	43	48	51	56	61		
TC□U10-□S	16	41	46	56	57	62	72	4	41	46	56	57	62	72		
TC□U16-□S	16	35	40	50	51	56	66	0	45	50	60	61	66	76		
TC□U20-□S	19	41	46	56	60	65	75	4	51	56	66	70	75	85		
TC□U25-□S	23	45	50	60	68	73	83	-1	55	60	70	78	83	93		
TC□U32-□S	27	47	52	62	74	79	89	-4	57	62	72	84	89	99		

Dimension table Of Sing-acting Cylinder (With Spring Extend) (单作用(弹簧压出)尺寸表)

*st=行程

Model (型号)	H			Basic Model (基本型)						Model With Built-in Magnetic Ring (内置磁环型)								
				S			Z			W	S'			Z'				
	5st	10st	15st	5st	10st	15st	5st	10st	15st		5st	10st	15st	5st	10st	15st		
TC□U6-□T	18	23	28	38	43	48	56	66	76	2.5	38	43	48	56	66	76		
TC□U10-□T	21	26	31	41	46	56	62	72	87	4	41	46	56	62	72	87		
TC□U16-□T	21	26	31	45	50	60	66	76	91	0	45	50	60	66	76	91		
TC□U20-□T	24	29	34	41	46	56	65	75	90	4	51	56	66	65	85	100		
TC□U25-□T	28	33	38	45	50	60	73	83	98	-1	55	60	70	83	93	108		
TC□U32-□T	32	37	42	47	52	62	79	89	104	-4	57	62	72	89	99	114		

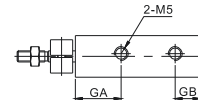
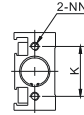
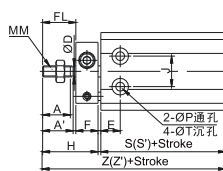
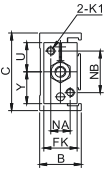
直接安装气缸 Direct Mount Cylinder TCU Series

Dimensions(mm)(外形尺寸图(毫米))

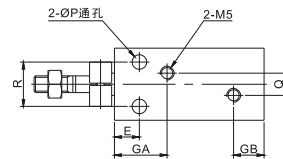
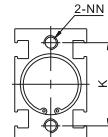
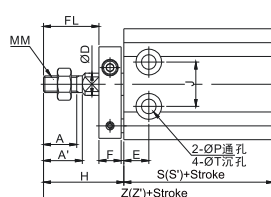
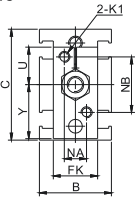
Rod non-rotary, Model With Built-in magnetic ring

(Double action, Single action with spring return/extend) (杆不回转型 内置磁环型(双动、单动弹簧压回/压出))

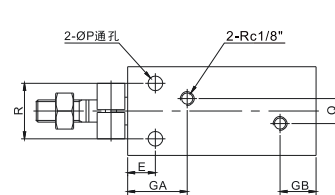
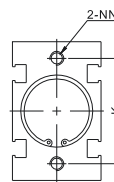
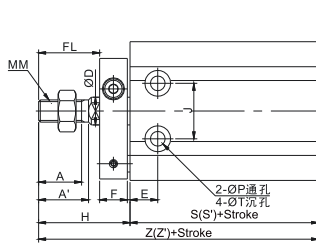
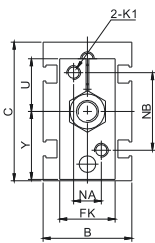
Ø6, Ø10



Ø16, Ø25



Ø32



Common Dimension Table (共同尺寸表)

Model (型号)	A	A'	B	C	ØD	E	F	FL	FK	FY	GA	GB	H	J	K	K1	L	MM	NA	NB	NN	ØP	Q	R	ØT	U	Y
TC□UK6	7	-	13	22	3	7	8	9	11	20.5	14.5	10	18	10	17	M3×0.5	-	M3×0.5	6	14	M3×0.5深5	3.4	-	7	6深4.8	10	10.5
TC□UK10	10	-	15	24	4	7	8	12	12	22	15.5	10	21	11	18	M3×0.5	-	M4×0.7	7	15	M3×0.5深5	3.4	-	9	6深5	10.5	11.5
TC□UK16	11	12.5	20	32	6	7	8	17	13	28	16.5	11.5	26	14	25	M4×0.7	5	M5×0.8	6	18	M4×0.7深6	4.5	4	12	7.6深6.5	12.5	15.5
TC□UK20	12	14	26	40	8	9	8	20	16	33	19	12.5	29	16	30	M4×0.7	6	M6×1.0	8	20	M5×0.8深8	5.5	9	16	9.5深8	13.5	19.5
TC□UK25	15.5	18	32	50	10	10	10	22	20	43.5	21	13	33	20	38	M5×0.8	8	M8×1.25	10	28	M5×0.8深8	5.5	9	20	9.5深9	19	24.5
TC□UK32	19.5	22	40	62	12	11	12	29	24	51.5	22	13	42	24	48	M5×0.8	10	M10×1.25	12	32	M6×1.0深9	6.5	13.5	24	11深11.5	21	30.5

Dimension Table of Double-acting Cylinder (双动尺寸表)

Model (型号)	H	Basic Model (基本型)		Model with built-in magnetic ring (内置磁环型)		
		S	Z	W	S'	Z'
		TC□UK6-□D	18	33	51	2.5
TC□UK10-□D	21	36	57	4	36	57
TC□UK16-□D	26	30	56	0	40	66
TC□UK20-□D	29	36	65	4	46	75
TC□UK25-□D	33	40	73	-1	50	83
TC□UK32-□D	42	42	84	-4	52	94

Dimension Table of Single-acting Cylinder (With Spring Return) (单作用(弹簧压回)尺寸表)

Model (型号)	H	Basic Model (基本型)						Model with built-in magnetic ring (内置磁环型)								
		S			Z			W	S'			Z'				
		5st	10st	15st	5st	10st	15st		5st	10st	15st	5st	10st	15st		
TC□UK6-□S	18	38	43	48	56	61	66	2.5	38	43	48	56	61	66		
TC□UK10-□S	21	41	46	56	62	67	77	4	41	46	56	62	67	77		
TC□UK16-□S	26	35	40	50	61	66	76	0	45	50	60	71	76	86		
TC□UK20-□S	29	41	46	56	70	75	85	4	51	56	66	80	85	95		
TC□UK25-□S	33	45	50	60	78	83	93	-1	55	60	70	88	93	103		
TC□UK32-□S	42	47	52	62	89	94	104	-4	57	62	72	99	104	114		

Dimension Table of Sing-acting Cylinder (With spring extend) (单作用(弹簧压出)尺寸表)

Model (型号)	H			ØT	U	Y	Basic Model (基本型)						Model with built-in magnetic ring (内置磁环型)								
	5st	10st	15st				S			Z			W	S'			Z'				
							5st	10st	15st	5st	10st	15st		5st	10st	15st	5st	10st	15st		
TC□UK6-□T	18	23	28	6深4.8	10	10.5	38	43	48	61	71	81	2.5	38	43	48	61	71	81		
TC□UK10-□T	21	26	31	6深5	10.5	11.5	41	46	56	67	77	92	1	41	46	56	67	77	92		
TC□UK16-□T	21	26	31	7.6深6.5	12.5	15.5	45	50	60	76	86	101	0	45	50	60	76	86	101		
TC□UK20-□T	24	29	34	9.5深8	13.5	19.5	41	46	56	75	85	100	1	51	56	66	85	95	110		
TC□UK25-□T	28	33	38	9.5深9	19	24.5	45	50	60	83	93	108	-1	55	60	70	93	103	118		
TC□UK32-□T	32	37	42	11深11.5	21	30.5	47	52	62	94	104	119	-4	57	62	72	104	114	129		

*st =行程